



Active Components Pump Laser Modules

Key Features

Up to 430 mW operating power

Operating temperature up to 75 °C

Fiber Bragg Grating (FBG) on SMF pigtail

Total Power Consumption:
6.0 W max @ 430 mW Pop

Telcordia GR-468-CORE qualified

RoHS 6/6

Applications

High output power low noise
Erbium-Doped Fiber Amplifier

Multi pumping architectures

Sensors

1999HPM

475 mW Kink-Free, FBG Stabilized, 980 nm Cooled Pump Laser Module


The 1999HPM is a new generation of 980 nm terrestrial pump modules powered by an in-house chip technology.

Low Profile, 14-pin butterfly modules are available with an operating power up to 430 mW.

They incorporate a thermoelectric cooler (TEC), a precision NTC thermistor and a back-facet monitoring photodiode.


The wavelength is “locked” utilizing a fiber bragg grating (FBG) located in a Single Mode HI1060 Fiber (SMF) pigtail.

The module meets Telcordia™ GR-468-Core requirements for hermetic 980 nm pump modules.



For more Info

Please contact us at:
Europe & Asia: +33 169 805 750
North America: +1 514 748 4848,
Ext 4374
customerservice@3spgroup.com



ELECTRO-OPTICAL CHARACTERISTICS

The following parameters are specified BOL for a $T_{\text{submount}} = 25\text{ }^{\circ}\text{C}$, $T_{\text{case}} = -5\text{ }^{\circ}\text{C}$ to $75\text{ }^{\circ}\text{C}$, $V_{\text{BFM}} = -5\text{ V}$ and -50 dB max back-reflection unless otherwise stated.

Parameters	Conditions	Symbol	Min	Typ	Max	Unit
PUMP LASER						
Threshold current (1)		I_{th}	-	45	60	mA
Nominal operating power		P_{nom}	350	-	430	mW
Kink free power (2)		P_{kink}	$1.1 \times P_{\text{nom}}$	-	-	mW
Forward current (3)	$P_{\text{nom}} = 350\text{ mW}$	I_{nom}	-	525	590	mA
	$P_{\text{nom}} = 360\text{ mW}$		-	540	605	
	$P_{\text{nom}} = 400\text{ mW}$		-	600	670	
	$P_{\text{nom}} = 410\text{ mW}$		-	620	685	
	$P_{\text{nom}} = 430\text{ mW}$		-	645	700	
Forward voltage	@ 430 mW	V_{nom}	-	1.8	2.1	V
Peak wavelength tolerance	@ $T_{\text{case}} = T_{\text{FBG}} = 25\text{ }^{\circ}\text{C}$ $0.1 \times P_{\text{nom}}$ to P_{nom}	$\Delta\lambda_p$	-	-	± 0.5	nm
Wavelength tuning vs temperature ($T_{\text{grating}} = -5$ to $75\text{ }^{\circ}\text{C}$)	$0.1 \times P_{\text{nom}}$ to P_{nom}	$\Delta\lambda_p / \Delta T$	-	0.01	0.02	nm / $^{\circ}\text{C}$
Spectral width @ -3 dB	$0.1 \times P_{\text{nom}}$ to P_{nom}	$\Delta\lambda_{\text{FWHM}}$	-	-	1.0	nm
Power in band (4)	P_{nom}	P_{band}	90	-	-	%
Optical power stability	Peak to peak, 10 Hz-50 kHz, 60 sec, P_{nom}	ΔP	-	<1	2	%
Power consumption, EOL	$P_{\text{nom}} = 430\text{ mW}$		-	-	6.0	W
MONITOR DIODE						
Responsivity		I_{BFM} / P	0.5	-	10	$\mu\text{A} / \text{mW}$
Dark current	$V_r = 5\text{ V}$	$I_{\text{BFM, dark}}$	-	50	100	nA
THERMO-ELECTRICAL COOLER						
Cooling capacity		ΔT_{TEC}	50	-	-	$^{\circ}\text{C}$
TEC voltage (EOL)	$T_{\text{case}} = 75\text{ }^{\circ}\text{C}$, $1.1 \times I_{\text{nom}}$	$V_{\text{TEC, EOL}}$	-	-	2.5	V
TEC current (EOL)		$I_{\text{TEC, EOL}}$	-	-	2.0	A
TEC Power consumption		P_{TEC}	-	-	5.0	W
THERMISTOR						
Resistance	$25\text{ }^{\circ}\text{C}$	R_{th}	9.5	10	10.5	k Ω
Constant		B	3600	-	4200	K

(1) I_{th} is the intersection point with the x-axis of a linear fit of the P(I) curve between 15 mW and 50 mW

(2) A kink is detected when the local slope dP/dI is below S_{min} or above S_{max} . S_{min} is defined as $0.5 \times S_{\text{avg}}$ and S_{max} is defined as $1.5 \times S_{\text{avg}}$



(3) EOL forward current $I(\text{EOL}) = 1.1 \times I(\text{BOL})$

(4) P_{band} is defined as the power within the band $\lambda_p \pm 1.5\text{ nm}$ vs the total output power

1999HPM

475 mW Kink-Free,
FBG Stabilized,
980 nm Cooled
Pump Laser Module

3SPTechnologies
Source of Smart Solutions



3

ABSOLUTE MAXIMUM RATINGS

Exposing this device to stresses and conditions above those listed in this section could cause permanent damage and affect reliability. The device is not meant to operate outside the operational limits described in previous section at any length of time.

Parameter Conditions	Symbol	Min	Max	Unit
Storage temperature (2000 h)	T_{stg}	-40	85	°C
Operating temperature ($T_{submount} = 25$ °C)	T_{op}	-5	75	°C
Lead soldering temperature (10 s maximum)		-	280	°C
LD forward drive current (10 s maximum)	I_{f_max}	-	800	mA
LD reverse voltage	V_{r_max}	-	2.0	V
PD reverse voltage	V_{PD_max}	-	15	V
PD forward current	I_{PD_max}	-	10	mA
TEC voltage	$V_{TEC_C_max}$	-	3.3	V
TEC current	$I_{TEC_C_max}$	-	2.4	A
ESD* damage	V_{ESD}	-	1000	V
Mounting torque		-	150	mN.m
Fiber bend radius		25	-	mm
Axial pull force (1x1min)		-	5	N

* Human Body model, C = 100 pF, R = 1.5 k Ω

FIBER PIGTAIL CHARACTERISTICS


Parameter	Note	Min	Typ	Max	Unit
Fiber type		HI1060™ or equivalent			
Coating diameter	(except along grating)	230	250	270	μ m
FBG recoat diameter		-	-	400	μ m
FBG position	Module to center of FBG	-	2	-	m
Loose tube buffer diameter		885	-	915	μ m
Fiber proof test level		200	-	-	kpsi
Grating proof test level		150	-	-	kpsi
Pigtail termination	Bare fiber				

1999HPM

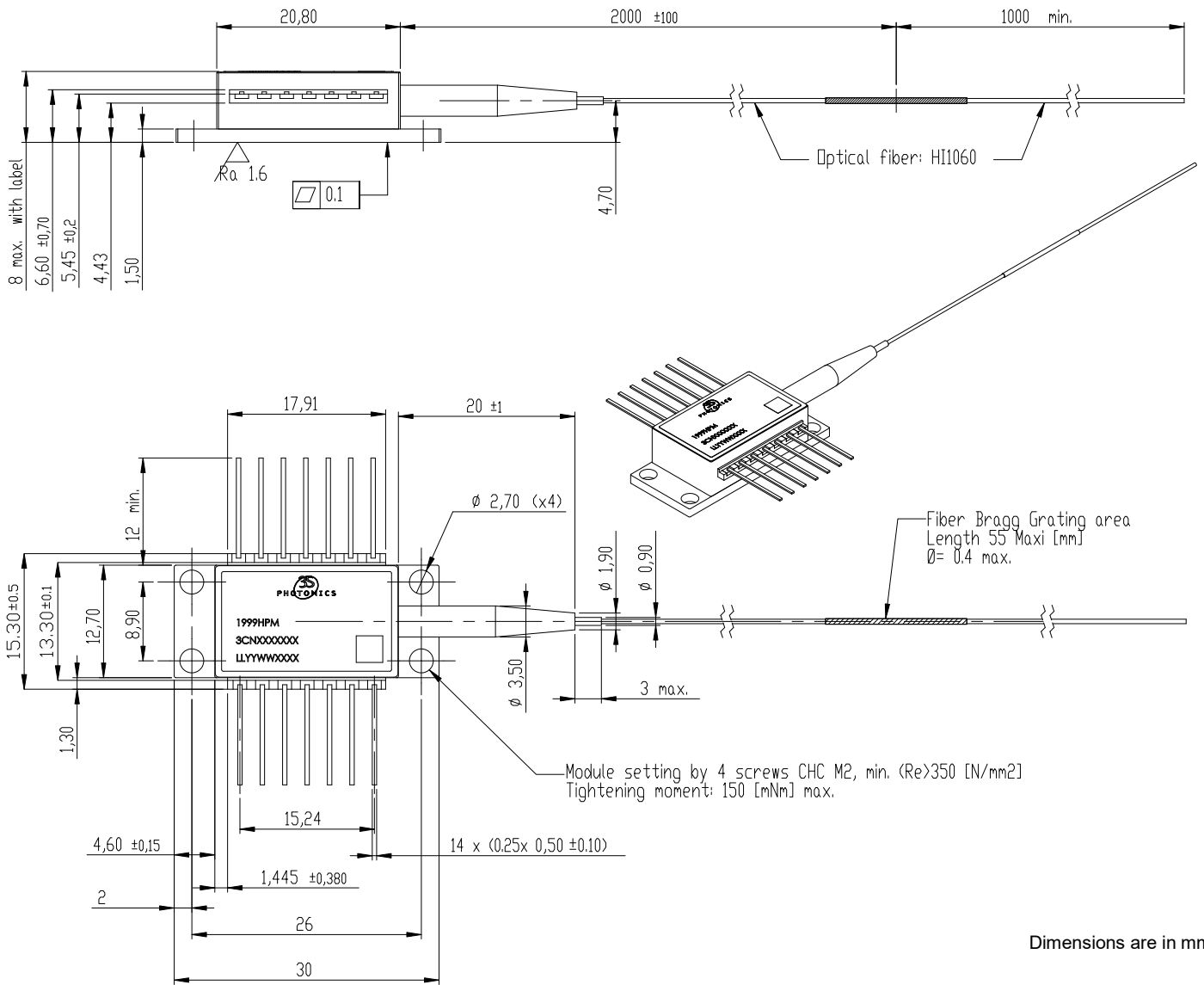
475 mW Kink-Free,
FBG Stabilized,
980 nm Cooled
Pump Laser Module

3SP Technologies

Source of Smart Solutions

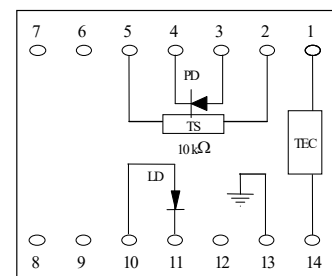


MECHANICAL DETAILS



PIN ASSIGNMENT

N°	Description	N°	Description
1	TEC (+)	8	No connect
2	Thermistor	9	No connect
3	Monitor PD Anode	10	Laser Anode (+)
4	Monitor PD Cathode	11	Laser Cathode (-)
5	Thermistor	12	No connect
6	No connect	13	Ground
7	No connect	14	TEC (-)




Totally floating pin-out

1999HPM

475 mW Kink-Free,
FBG Stabilized,
980 nm Cooled
Pump Laser Module

3SP Technologies

Source of Smart Solutions

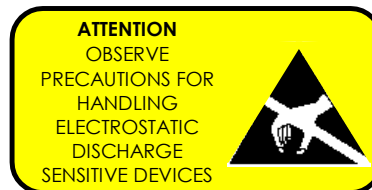


LASER SAFETY INFORMATION

This laser module emits invisible light. Take appropriate precautions to prevent undue exposure to naked eye when module is in operation. This product is classified Class 4 Laser Product according to IEC-60825-1.

HANDLING

This product is sensitive to electrostatic discharge and should not be handled except at a static free workstation. Take precautions to prevent ESD; use wrist straps, grounded work surfaces and recognized anti-static techniques when handling the pump laser module. Caution! Handle the module by its package only; never hold it by its pigtail. Care should be taken to avoid supply transient currents and voltages. Drive voltage above the maximum specified in absolute maximum rating section may cause permanent damage to the device.



APPLICATION NOTE

In order to prevent any mishandling, misuse, neglect or accident, it is highly recommended to read and follow the instructions detailed in the application note:

[RCL IMA APN 000 00007 "Handling, Mounting, Testing and Operating Cooled 14-pin Butterfly Laser Pumps"](#)

ORDERING INFORMATION

1999HPM PUMP PRODUCT FAMILY

SMF pigtail	$\lambda_p = 974.5 \text{ nm}, T = 25 \text{ }^\circ\text{C}$	$\lambda_p = 976.0 \text{ nm}, T = 25 \text{ }^\circ\text{C}$
Nominal Power	Part Number	Part Number
350 mW	3CN01367CL	3CN01371CL
360 mW	3CN01367CN	3CN01371CN
400 mW	3CN01367DA	3CN01371DA
410 mW	3CN01367DC	3CN01371DC
430 mW	3CN01367DG	3CN01371DG

3SP Technologies can also develop custom products to meet a wide range of technical requirements. Please contact your Sales Manager for details.

1999HPM

**475 mW Kink-Free,
FBG Stabilized,
980 nm Cooled
Pump Laser Module**

3SP Technologies
Source of Smart Solutions



6

CONTACT INFORMATION

Please contact us at:

Europe & Asia: +33 169 805 750

North America: +1 514 748 4848, Ext 4374

customerservice@3spgroup.com

www.3sptechologies.com

IMPORTANT NOTICE

Information in this document is typical and must be specifically confirmed in writing by your supplier before it becomes applicable to any order or contract.

Information is subject to change without notice.

©2019 3SP Technologies S.A.S.



3S Photonics is a trademark of 3SP Technologies S.A.S.